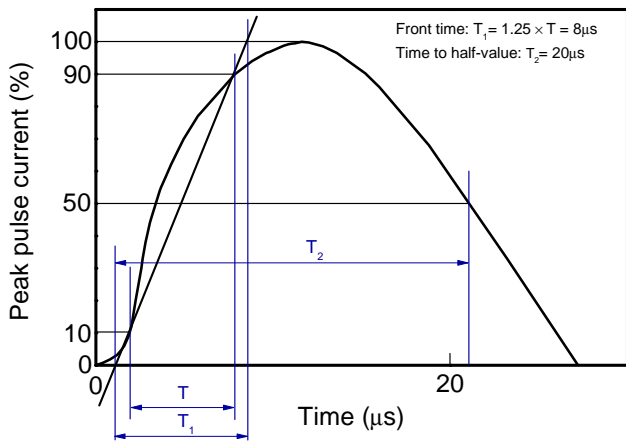




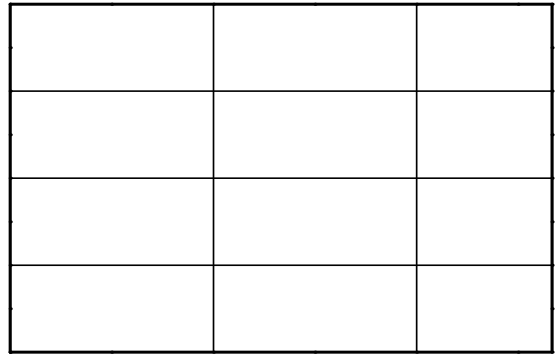
Characteristics (Typical)

8/20 μ s waveform per IEC61000-4-5



Clamping voltage vs. Peak pulse current

Contact discharge current waveform per IEC61000-4-2



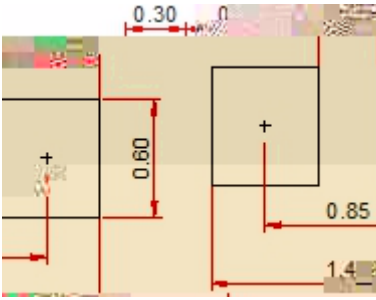
Capacitance vs. Reverse voltage

Non-repetitive peak pulse power vs. Pulse time

Power derating vs. Ambient temperature



Recommend land pattern (Unit:mm)



Notes:

This recommended land pattern is for reference purposes only. Please consult your manufacturing group to ensure your PCB design guidelines are met



ESD5V0LB

Disclaimer

The information presented in this