Electrical Characteristics

Symbol	Conditions	Values			Units
		Min.	Typ.	Max.	
I_{RM}	V_R=1200V	--	--	1	mA
	V_R=1200V, T_J=125°C	--	--	5	mA
V_F	I_F=200A	--	2.3		V
	I_F=200A, T_J=125°C	--	1.9		V
trr	I_F=1A, V_R=30V, di_F/dt=-200A/μs	--	57	--	ns
trr	V_R=600V, I_F=200A, di_F/dt=-200A/μs, T_J=25°C	--	110	--	ns
I_{RRM}		--	9	--	A
trr	V_R=600V, I_F=200A, di_F/dt=-200A/μs, T_J=125°C	--	500	--	ns
I_{RRM}		--	21	--	A

Performance Curves

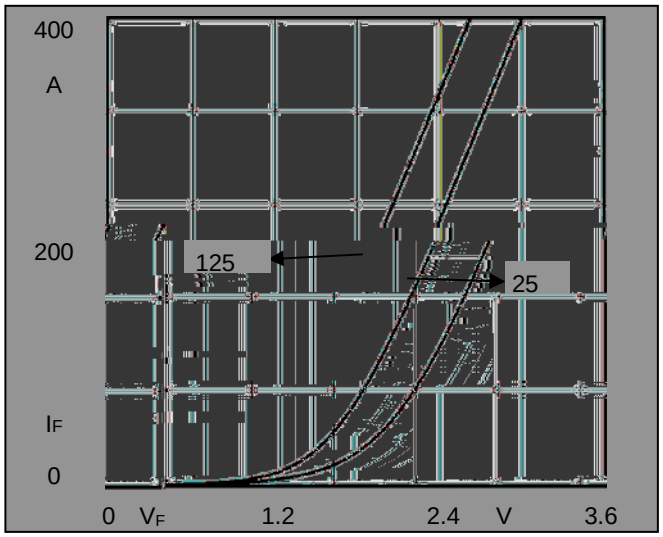

Fig1. Forward Voltage Drop vs Forward Current

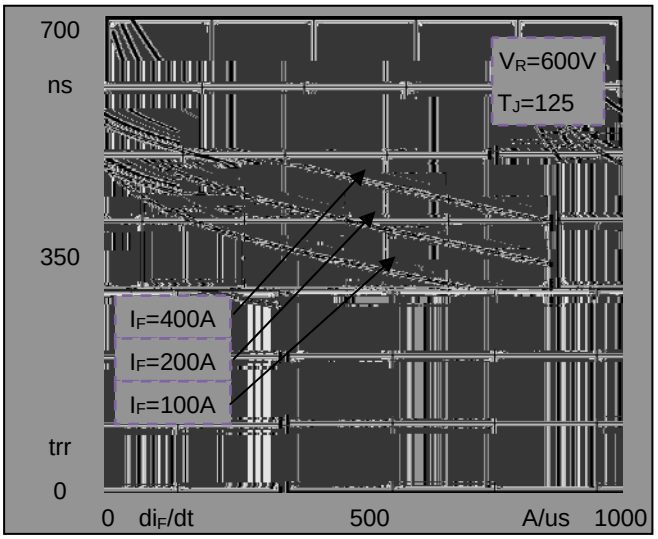

Fig2. Reverse Recovery Time vs di_F/dt

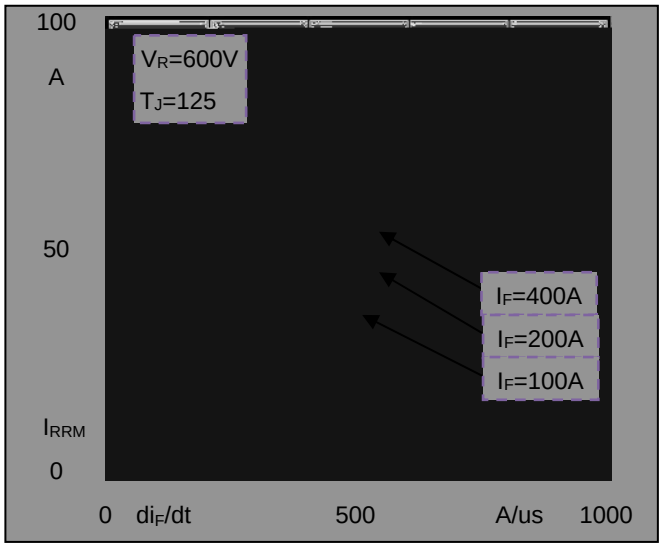

Fig3. Reverse Recovery Current vs di_F/dt

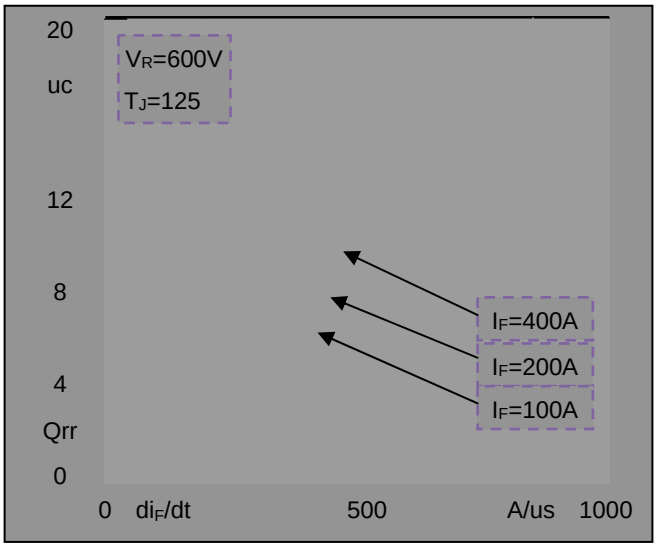

Fig4. Reverse Recovery Charge vs di_F/dt