

Electrical Characteristics

Symbol	Conditions	Values			Units
		Min.	Typ.	Max.	
I_{RM}	$V_R=1200V$	--	--	1	mA
	$V_R=1200V, T_J=125^\circ C$	--	--	5	mA
V_F	$I_F=400A$	--	1.8	1.85	V
	$I_F=400A, T_J=125^\circ C$	--	1.65	1.7	V
trr	$I_F=1A, V_R=30V, di_F/dt=-200A/s$	--	76	--	ns
trr	$V_R=600V, I_F=400A, di_F/dt=-200A/s, T_J=25^\circ C$	--	180	--	ns
I_{RRM}		--	15	--	A
trr	$V_R=600V, I_F=400A, di_F/dt=-200A/s, T_J=125^\circ C$	--	500	--	ns
I_{RRM}		--	35	--	A

Performance Curves

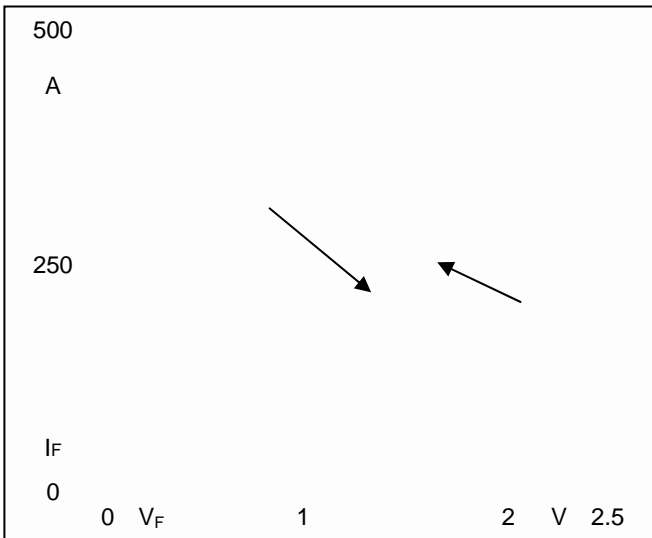


Fig1. Forward Voltage Drop vs Forward Current

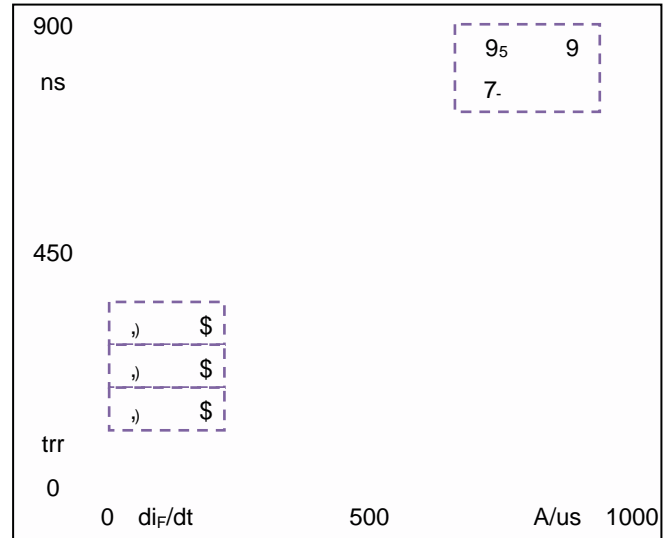


Fig2. Reverse Recovery Time vs di_F/dt

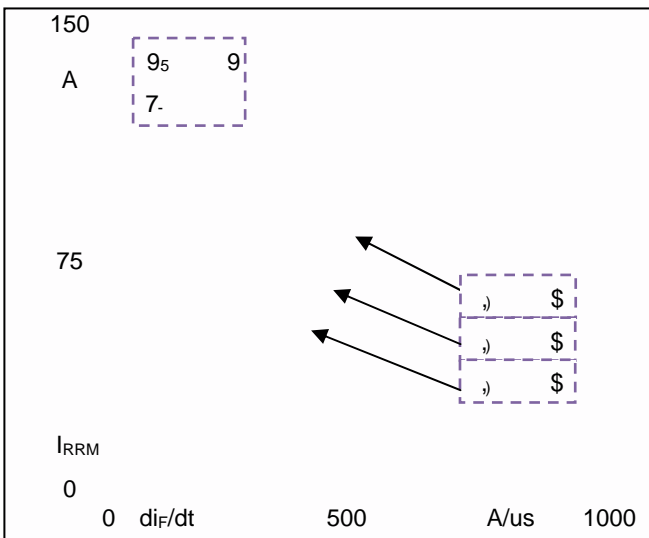


Fig3. Reverse Recovery Current vs di_F/dt

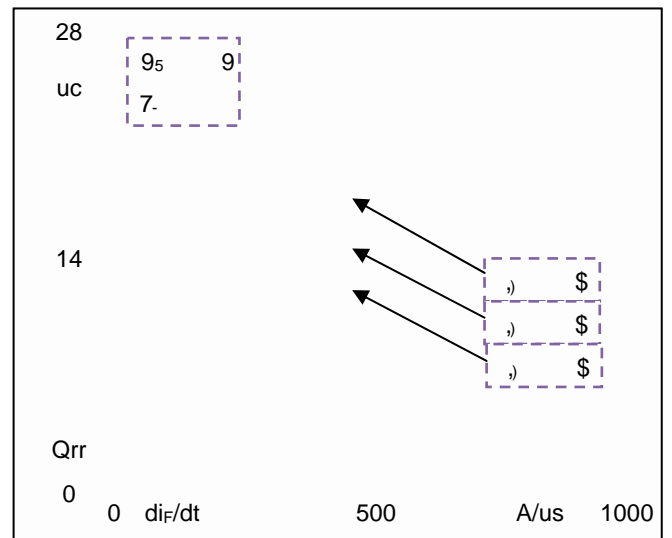


Fig4. Reverse Recovery Charge vs di_F/dt

