



2N7002KC

Electrical Characteristics ($T_J=25$ unless otherwise noted)

Parameter	Symbol	Conditions	Min	Typ	Max	Units
Static Parameter						
Drain-Source Breakdown Voltage	BV_{DSS}	$V_{GS}=0V, I_D=250$	60			V
Zero Gate Voltage Drain Current	I_{DSS}	$V_{DS}=60V, V_{GS}=0V$			1	



Typical Performance Characteristics

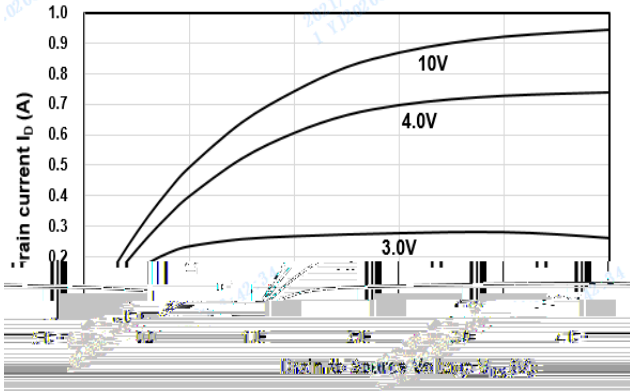


Figure1. Output Characteristics

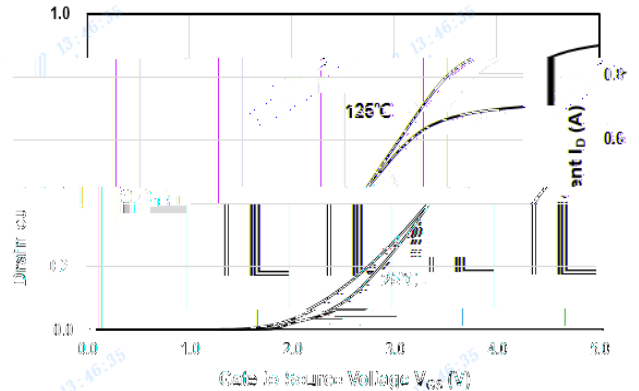


Figure2. Transfer Characteristics

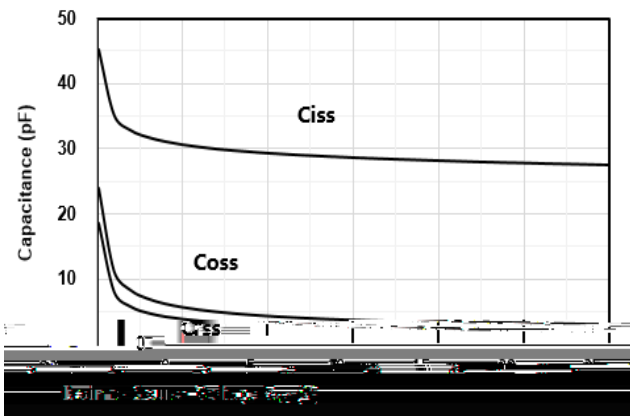


Figure3. Capacitance Characteristics

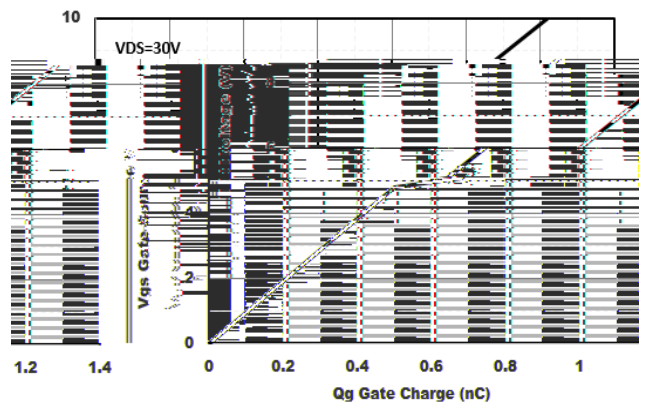


Figure4. Gate Charge

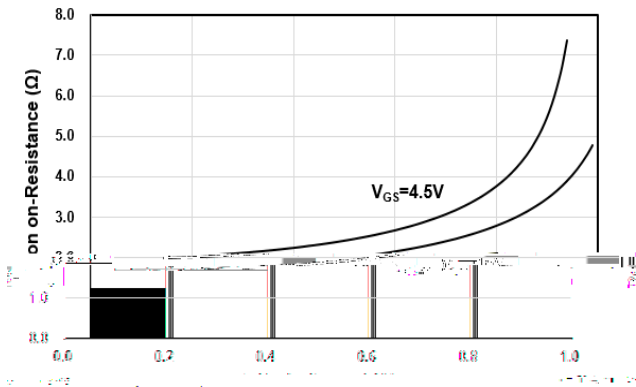


Figure5. Drain-Source on Resistance

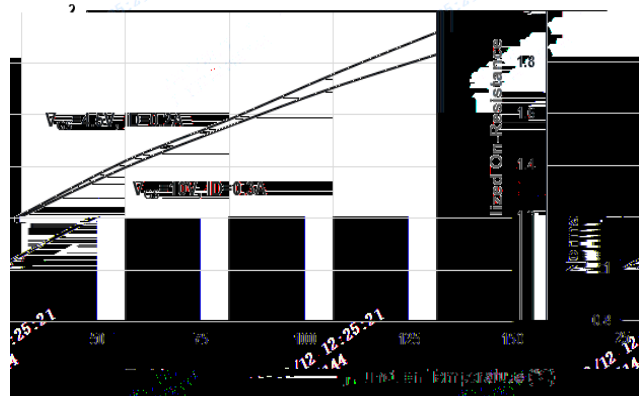


Figure6. Drain-Source on Resistance



Figure7. On-Resistance vs V_{GS}

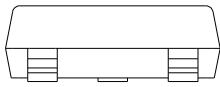
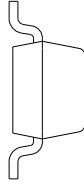
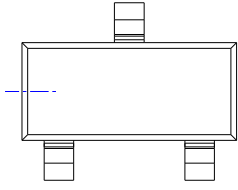
Figure8. Threshold Voltage vs Temperature



Figure 12. Forward characteristics of reverse diode



SOT-23 Package information



UNIT mm

