



N-Channel Enhancement Mode Field Effect Transistor

Product Summary

V_{DS}	60V
I_D	60A
$R_{DS(ON)}$ (at $V_{GS}=10V$)	11m
100% EAS Tested	
100% V_{DS} Tested	

General Description



YJD60N06A

Electrical Characteristics ($T_J=25$ unless otherwise noted)

Parameter	Symbol	Conditions	Min	Typ
-----------	--------	------------	-----	-----



Typical Electrical and Thermal Characteristics Diagrams

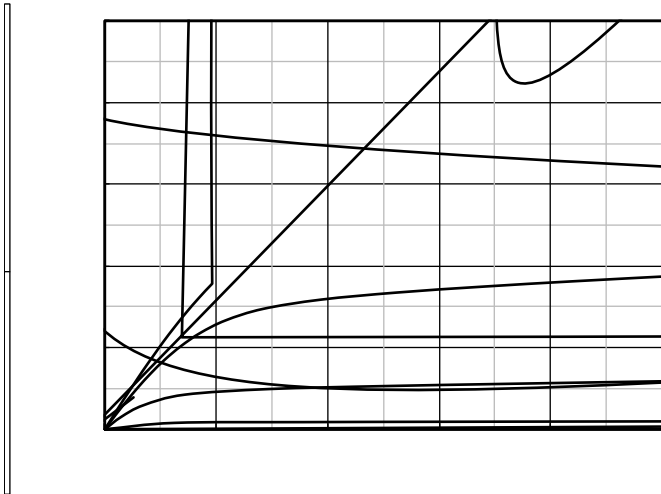


Figure 1.



YJD60N06A

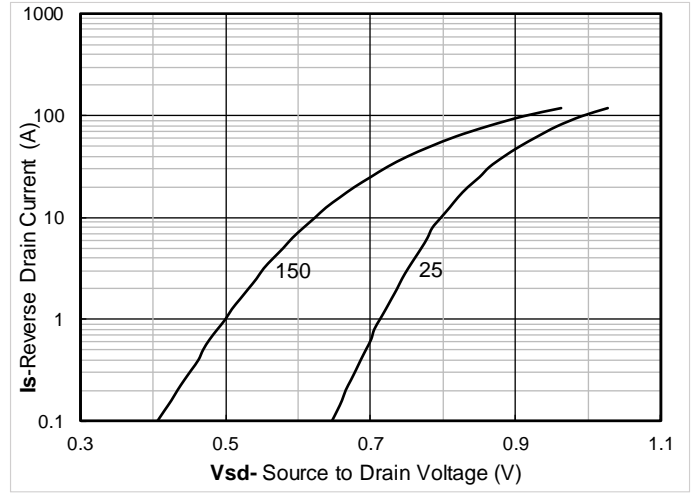


Figure 8. Forward characteristics of reverse diode

Figure 7. $R_{DS(on)}$ VS Drain Current

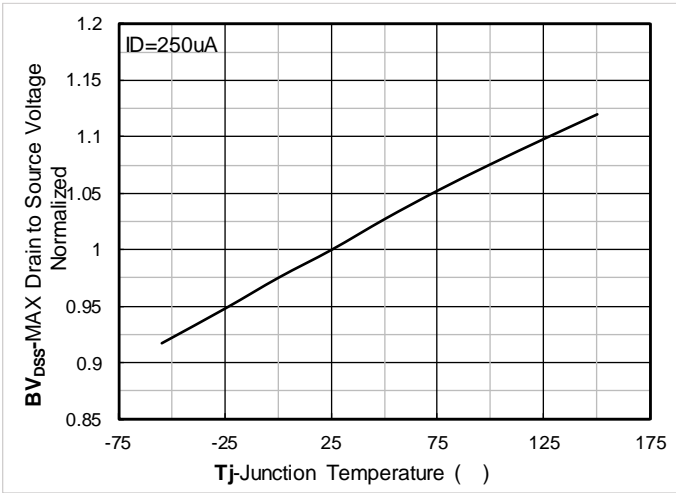


Figure 9. Normalized breakdown voltage

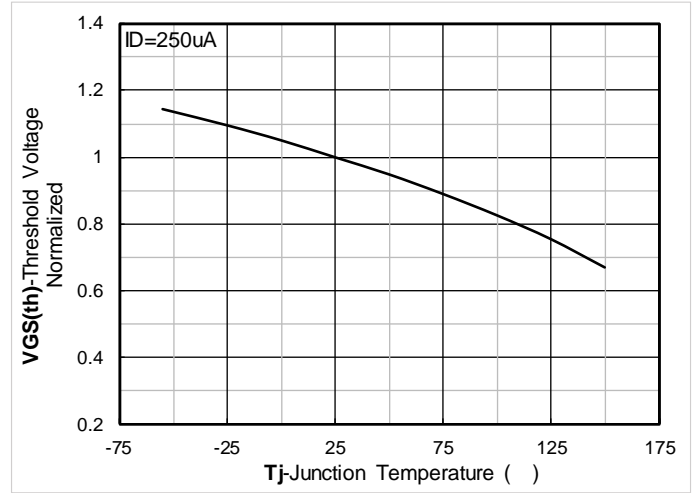


Figure 10. Normalized Threshold voltage



Figure 11. Current dissipation

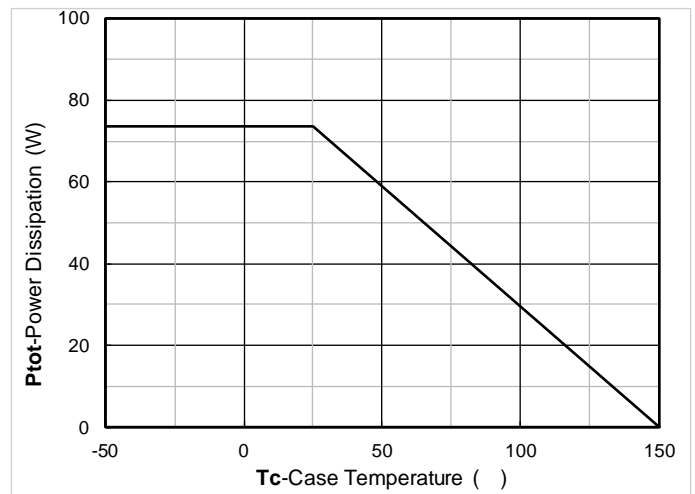


Figure 12. Power dissipation




Figure 13. Maximum Transient Thermal Impedance

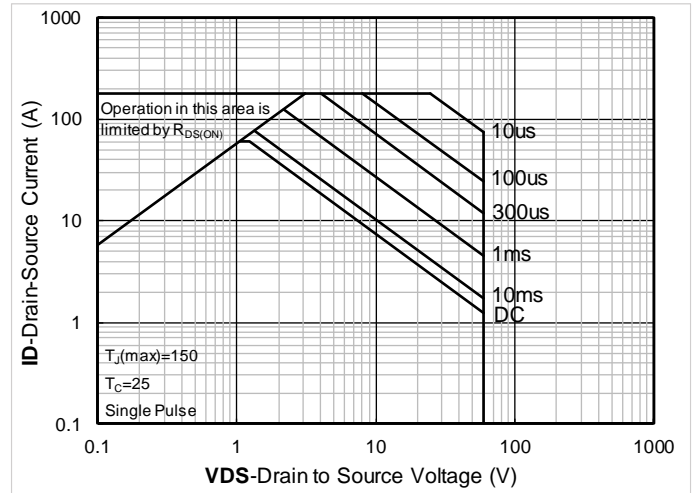


Figure 14. Safe Operation Area

Test Circuits & Waveforms

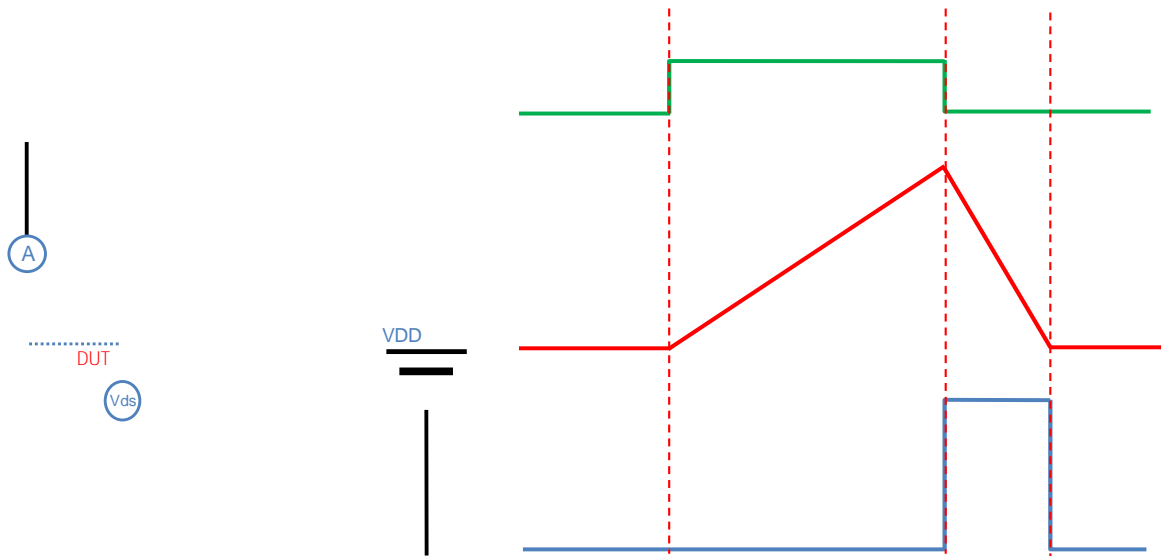


Figure A. Unclamped Inductive Switching (UIS) Test Circuit & Waveform



YJD60N06A

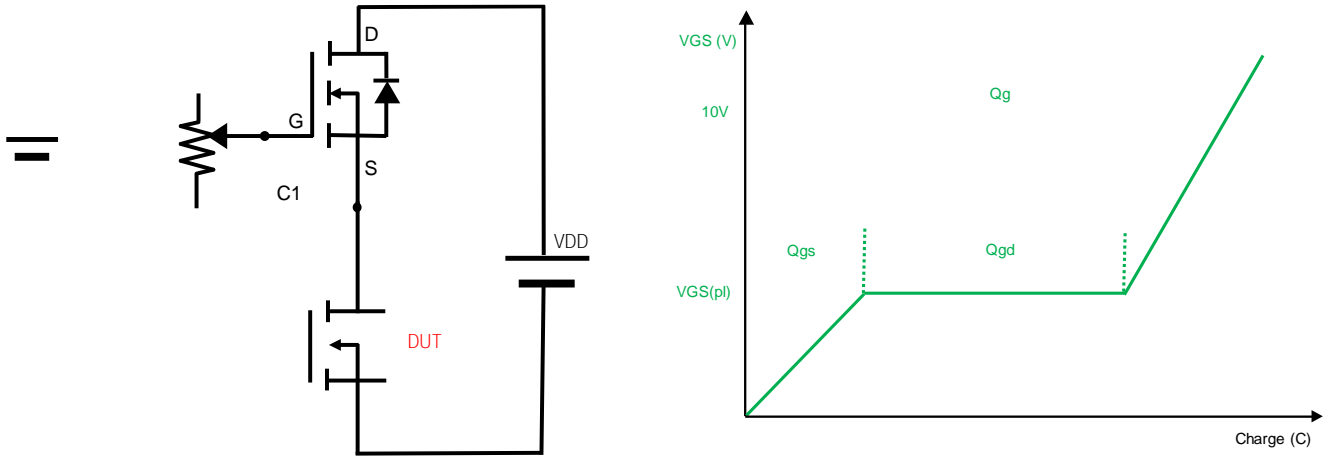


Figure B. Gate Charge Test Circuit & Waveform

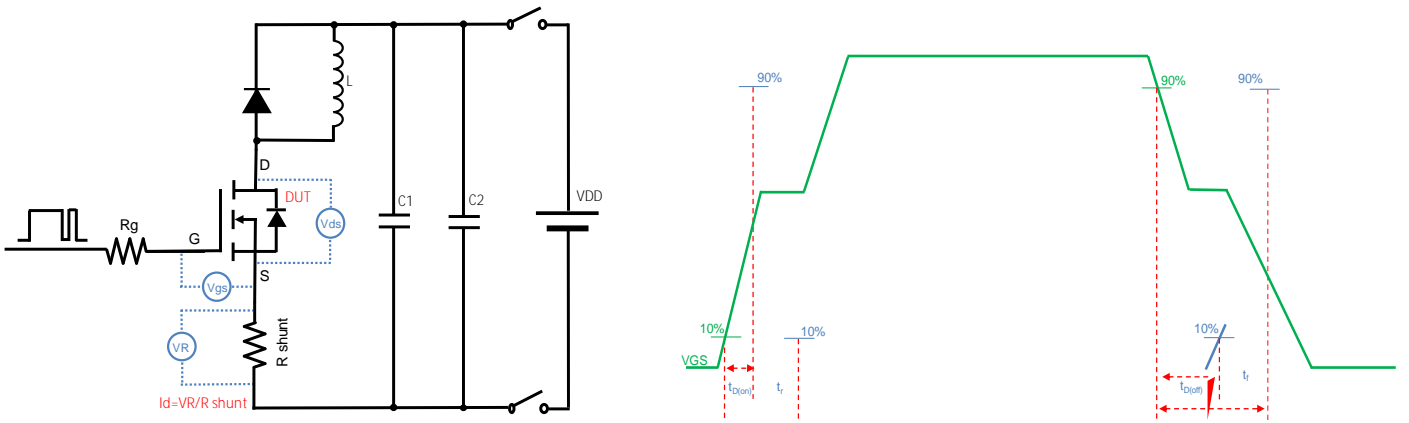


Figure C. Resistive Switching Test Circuit & Waveform

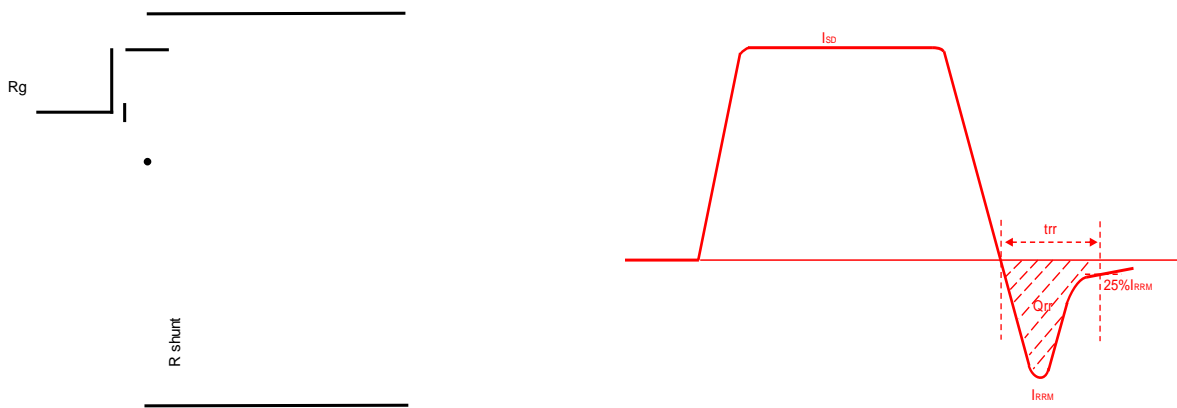
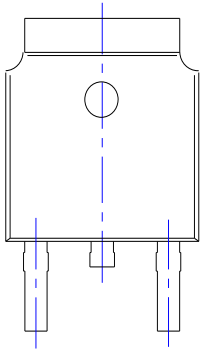


Figure D. Diode Recovery Test Circuit & Waveform



YJD60N06A

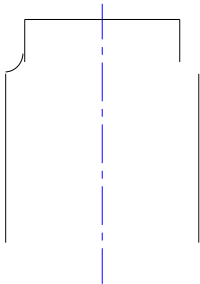
TO-252-B Package information



TOP VIEW



SIDE VIEW



BOTTOM VIEW

SUGGESTED SOLDER PAD LAYOUT

SYMBOL	DIMENSIONS			
	INCHES			
	MIN.	NOM.		
A1	0.000			
A2	0.087	0.091		
A3	0.035	0.039		
b	0.026	0.030		
c	0.018	0.020		
D	0.256	0.260		
D1				
D2	0.181	0.189		
E	0.390	0.398		
E1	0.236	0.240		

NOTE:

- 1.PACKAGE BODY SIZES EXCLUDE MOLD FLASH AND GATE BURRS.
- 2.TOLERANCE 0.1mm UNLESS OTHERWISE SPECIFIED.
- 3.THE PAD LAYOUT IS FOR REFERENCE PURPOSES ONLY.



YJD60N06A

Disclaimer

The information presented in this document is for reference only. Yangzhou Yangjie Electronic Technology Co., Ltd. reserves the right to make changes without notice for the specification of the products displayed herein to improve reliability, function or design or otherwise.

The product listed herein is designed to be used with ordinary electronic equipment or devices, and not designed to be used with equipment or devices which require high level of reliability and the malfunction of which would directly endanger human life (such as medical instruments, transportation equipment, aerospace machinery, nuclear-reactor controllers, fuel controllers and other safety