



Electrical Characteristics ($T_J=25$




Figure 13. Maximum Transient Thermal Impedance

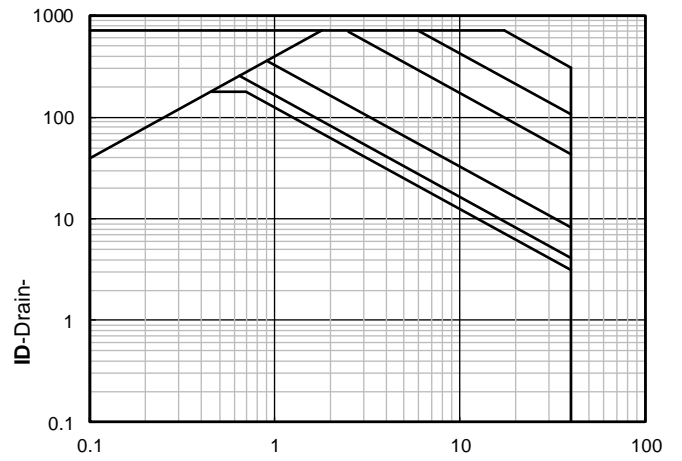
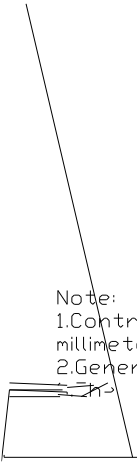


Figure 14m Transient Therma



PDFN5060-8L-D-0.95MM Package information



Note:
1. Controlling dimension in millimeters.
2. General tolerance: $\pm 0.10\text{mm}$.

