





# YJG80G06B

## Electrical Characteristics ( $T_J=25$ unless otherwise noted)

Parameter	Symbol	Conditions	Min	Typ	Max	Units
<b>Static Parameter</b>						
Drain-Source Breakdown Voltage	$BV_{DSS}$	$V_{GS}=0V, I_D=250$	60			V
Zero Gate Voltage Drain Current	$I_{DSS}$	$V_{DS}=60V, V_{GS}=0V$	$T_J=25$		1	
			$T_J=55$		5	
Gate-Body Leakage Current	$I_{GSS}$	$V_{GS}= \pm 20V, V_{DS}=0V$			$\pm 100$	nA



Typical Performance Characteristics

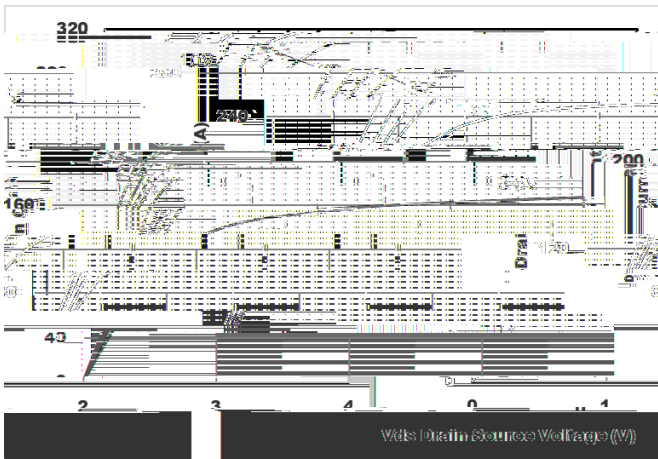


Figure1. Output Characteristics

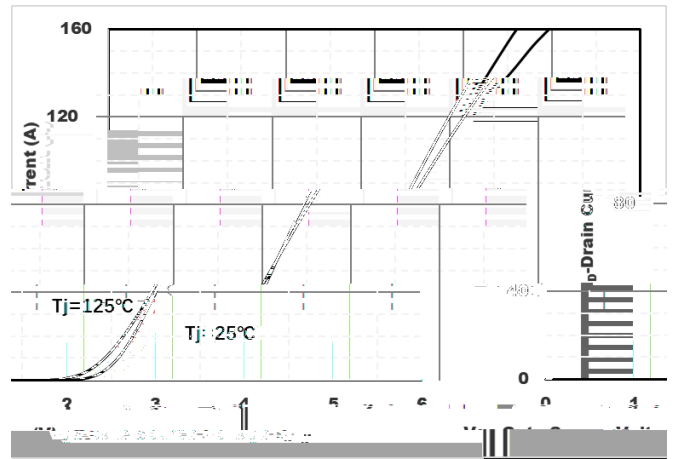


Figure2. Transfer Characteristics

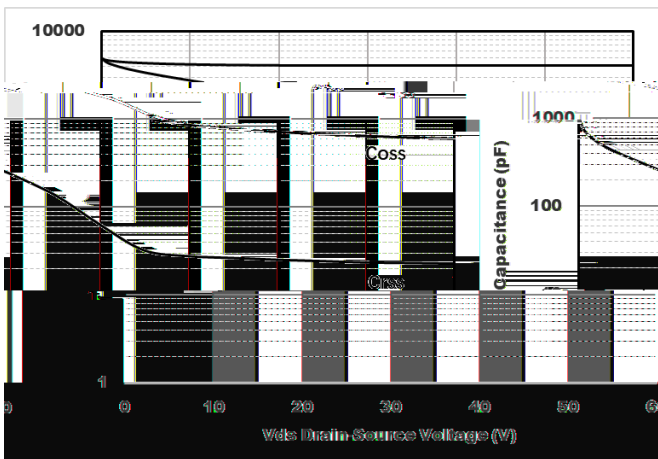


Figure3. Capacitance Characteristics

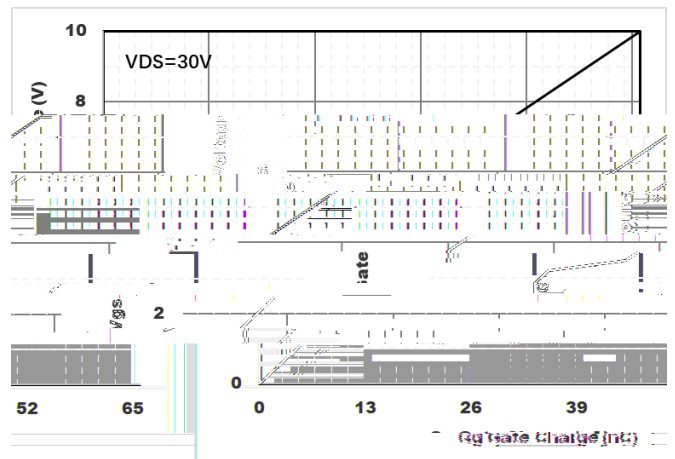


Figure4. Gate Charge

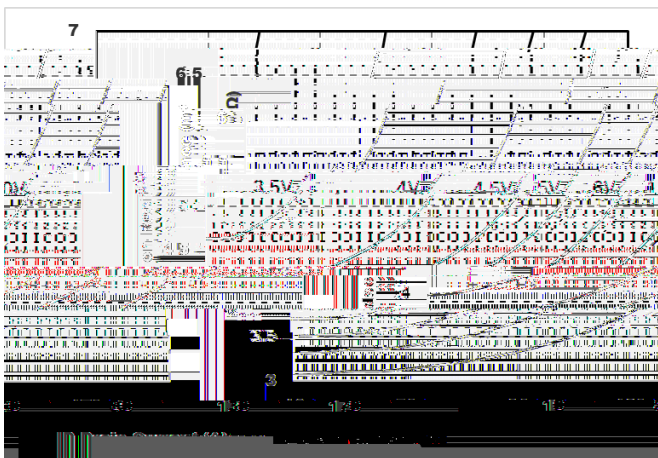


Figure5. Drain-Source on Resistance

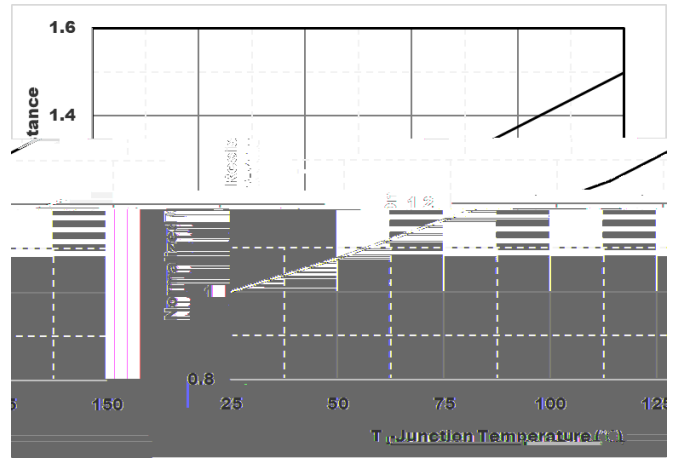


Figure6. Normalized On-Resistance







## Disclaimer

The information presented in this document is for reference only. Yangzhou Yangjie Electronic Tech94.9 738a/68(d-3(n)y8(i)-4(s)C)5((n),)7(