



NPN Transistor with Zener Diode

Features

Epoxy meets UL-94 V-0 flammability rating

Surface mount package ideally Suited for Automatic Insertion

NPN+Zener

Mechanical Data

Package: SOT-23-6L

Terminals:



SMBT445V6

NPN Transistor Pin2 3 4 Maximum Ratings (Ta=25 Unless otherwise specified)

Item	Symbol	Unit	Conditions	Value
Collector-Base Voltage	V_{CBO}	V	$I_C=100\mu A, I_E=0$	60
Collector-Emitter Voltage	V_{CEO}	V	$I_C=1mA, I_B=0$	40
Emitter-Base Voltage	V_{EBO}	V	$I_E=100\mu A, I_C=0$	6
Collector Current -Continuous	I_C	mA		600

NPN Transistor Pin2 3 4 Electrical Characteristics (Ta=25 unless otherwise specified)

Item	Symbol	Unit	Conditions	Min	TYP	Max
Collector-base breakdown voltage	V_{CBO}	V	$I_C=100\mu A, I_E=0$	60		
Collector-emitter breakdown voltage	V_{CEO}	V	$I_C=1mA, I_B=0$	40		
Emitter-base breakdown voltage	V_{EBO}	V	$I_E=100\mu A, I_C=0$	6		
Base cut-off Current	I_{BL}	nA	$V_{CE}=35V, V_{EB(off)}=0.4V$			100
Collector cut-off current	I_{CEX}	nA	$V_{CE}=35V, V_{EB(off)}=0.4V$			100
DC current gain	h_{FE}		$V_{CE}=1V, I_C=0.1mA$	20		
	h_{FE}		$V_{CE}=1V, I_C=1mA$	40		
	h_{FE}		$V_{CE}=1V, I_C=10mA$	80		
	h_{FE}		$V_{CE}=1V, I_C=150mA$	100		300
	h_{FE}		$V_{CE}=1V, I_C=500mA$	40		
Collector-emitter saturation voltage	$V_{CE(sat)}$	V	$I_C=150mA, I_B=15mA$			0.4
Collector-emitter saturation voltage	$V_{CE(sat)}$	V	$I_C=500mA, I_B=50mA$			0.75
Base-emitter saturation voltage	$V_{BE(sat)}$	V	$I_C=150mA, I_B=15mA$			0.95
Base-emitter saturation voltage	$V_{BE(sat)}$	V	$I_C=500mA, I_B=50mA$			1.2
Transition frequency	f_T	MHz	$V_{CE}=10V, I_C=20mA, f=100MHz$	250		
Delay time	t_d	ns	$V_{CC}=30V, I_C=150mA, I_{B1}=15mA, V_{BE(off)}=2V$			15
Rise time	t_r	ns				20
Storage time	t_s	ns	$V_{CC}=30V, I_C=150mA, I_{B1}=-I_{B2}=15mA$			225



SMBT445V6

Zener Diode Pin1 6 Maximum Ratings (Ta=25 Unless otherwise specified)

[Redacted content]



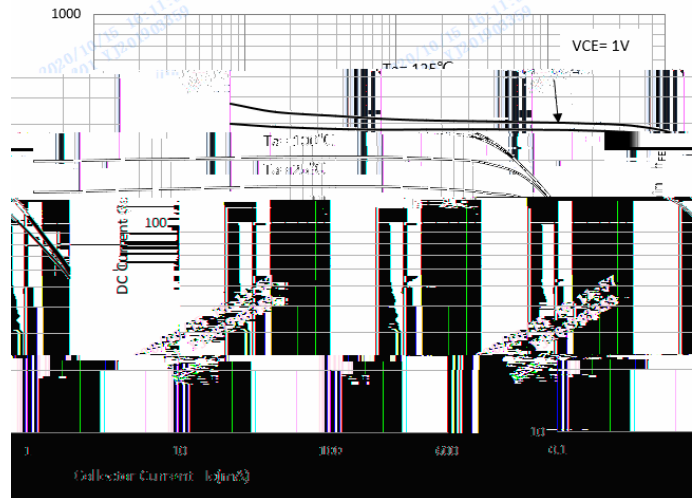
SMBT445V6

NPN Transistor Pin2 3 4 Characteristics (Typical)

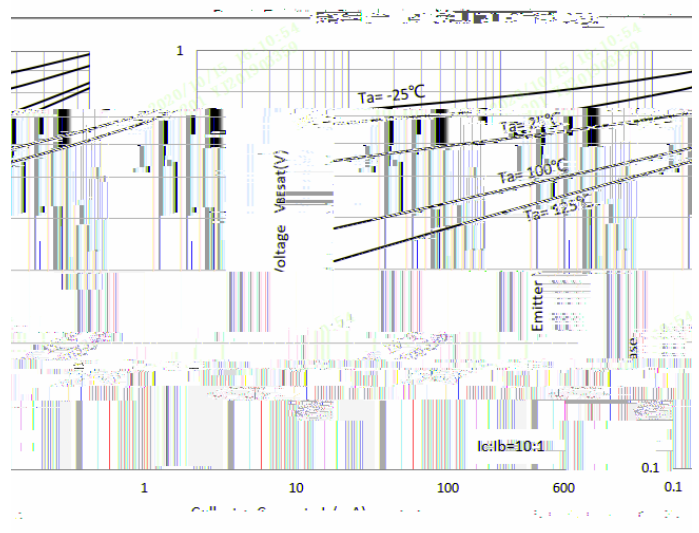
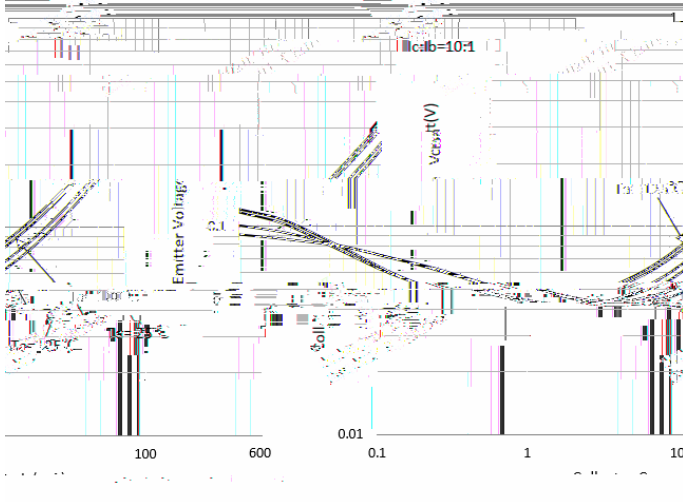
Static Characteristic



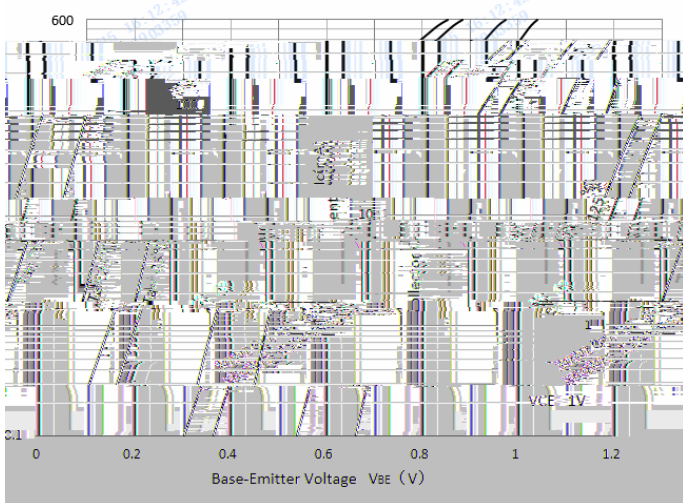
DC Current Gain




Collector-Emitter Saturation Voltage



Base-Emitter On Voltage



Cob/Cib-V_{CB}/V_{EB}







SMBT445V6

Disclaimer

The information presented in this document is for reference only. Yangzhou Yangjie Electronic Technology Co., Ltd. reserves the right to make changes without notice for the specification of the products displayed herein to improve reliability, function or design or otherwise.

The product listed herein is designed to be used with ordinary electronic equipment or devices, and not designed to be used with