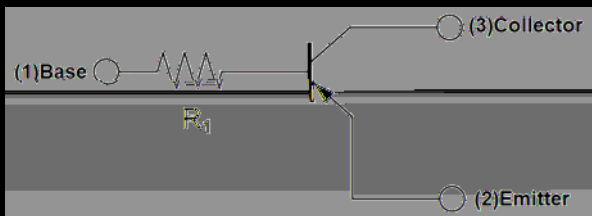



3 1 3 ' L J L W D O 7 U D Q V L V W R U V % X L O W L Q



) HDWXUHV

z 0RLVWXUH VHQ³LWLYLW\ OHYHO
z +DORJHQ IUHH DQG 5R+6 FRPSOL
z 6XUIDFH PRXQW SDFNDJH LGHDO
DXWRPDWL³ LQVHUWLRQ

\$ SSOLFDWLRQ

z 6LJQDO DPSOLILFDWLRQ
z 6ZLWFKLQJ FLUFXLW

z 3DFNDJH 2 7³
z 7HUPLQD³ SODWHG OHDG³
- 67' DQG -(6' o³%



'7\$ 0" 7&\$

RoHS
COMPLIANT

03
V




0" '7\$ 7&\$

RoHS COMPLIANT

03

v2XWOLQH 'LPHQVLRQV



Note:
 1. All dimensions are in millimeters, unless otherwise specified.
 2. Dimensions with tolerances shall conform to ASME Y14.5M-2018.
 3. Dimensions with tolerances shall conform to ASME Y14.5M-2018.
 4. All dimensions shown are exclusive of burrs and gate residues. Burrs and gate residues shall not exceed 0.15mm in maximum.
 5. Overall extreme outer dimensions of the mold compound. These shall include the maximum allowable mold flash, protrusions and burrs but exclude the maximum allowable mold mismatch.
 6. Dimensions D and E are the external limit dimensions of the mold compound, excluding mold flash, protrusions and burrs but including the maximum allowable mold mismatch.
 7. Formed leads shall be planar with respect to one another within a maximum of 0.076 mm relative to the seating plane.

03

03

03

03

03

03

6.6 5HY

-DQ

<DQJ]KRX <DQJMEFHOKQWQRQL&ZZZ/WGDQJMLH FRP

0"
'7\$ 7&\$
