



DTC124TE

Electrical Characteristics

Item	Symbol	Unit	Conditions	Min	Typ	Max

Thermal Characteristics

Parameter	Symbol		Value

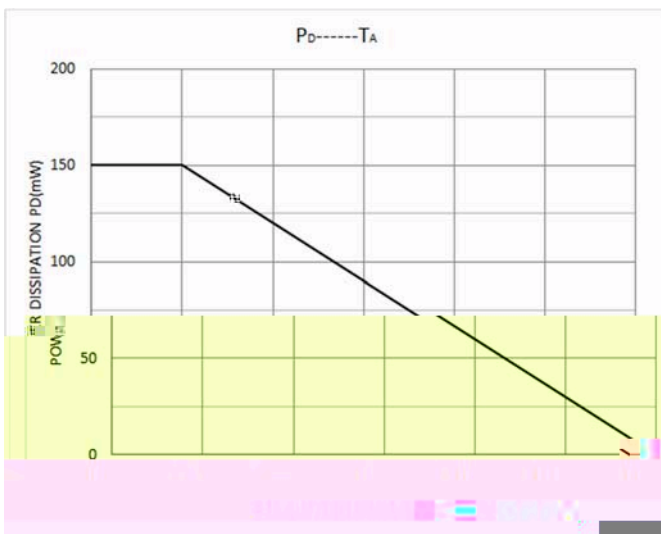
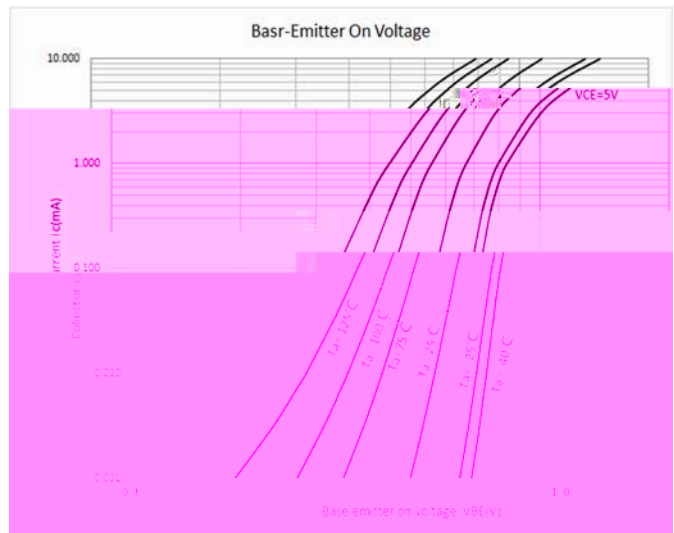
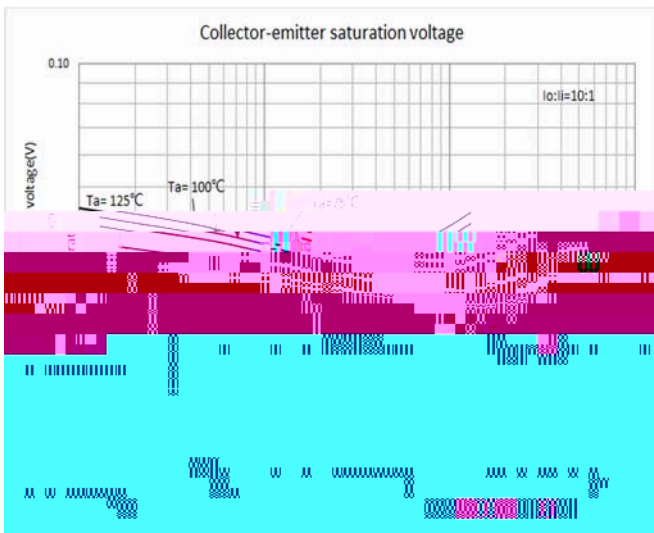
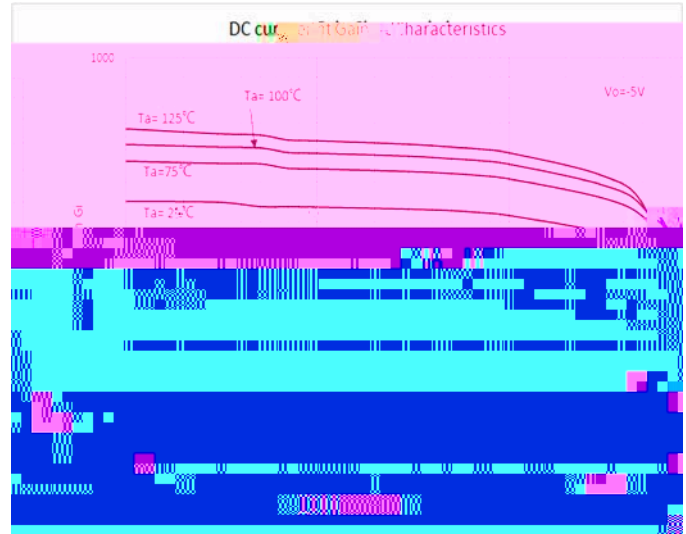
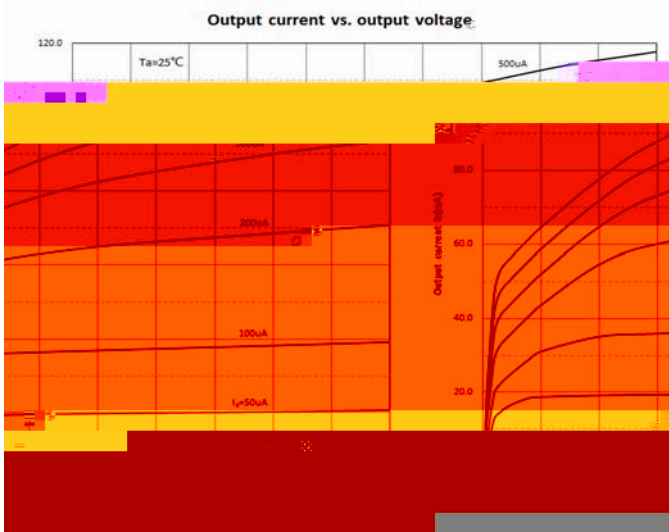
Ordering Information

Preferred P/N	Packing code	Unit weight(g)	Minimum package(pcs)	Inner box quantity(pcs)	Outer carton quantity(pcs)	Delivery mode



DTC124TE


Characteristics(Typical)





DTC124TE

Outline Dimensions



Note:

- All dimensions are in millimeters (mm), unless otherwise specified.
[所有尺寸均以毫米为单位，除非另有说明]
- General tolerances: $\pm 0.10\text{mm}$, unless otherwise specified.
[通用公差为 $\pm 0.10\text{mm}$ ，除非另有说明]
- Dimensions and tolerances per ASME Y14.5M-2018.
[尺寸和公差遵循 ASME Y14.5M-2018 标准]
- All dimensions shown are exclusive of burrs and gate residues. Burrs and gate vestiges shall not exceed 0.15 mm in maximum.
[所有尺寸均不包含毛刺和浇口残留。毛刺和浇口残留的尺寸最大不得超过 0.15mm]
- Dimensions do not include chamfer projection of maximum 0.100 mm per side.
[尺寸不包含单边最大 0.100 mm 的倒角凸出部分]
- Dimensions A and B are the extreme outer dimensions of the mold.

www.onsemi.com

© 2014-2018 ON Semiconductor Corporation

ON Semiconductor is a registered trademark of ON Semiconductor Corporation.



DTC124TE

Disclaimer
